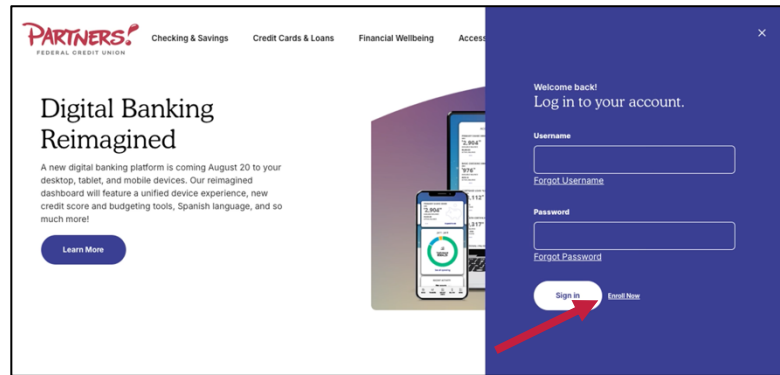


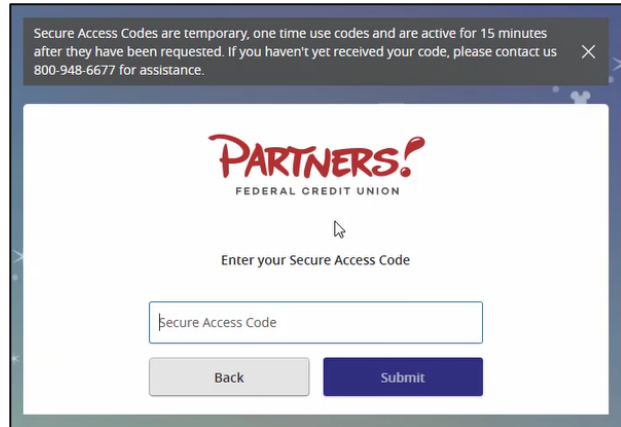
1. Select the **Log In** button at the top of the Home Page
2. Select the **Enroll Now** link



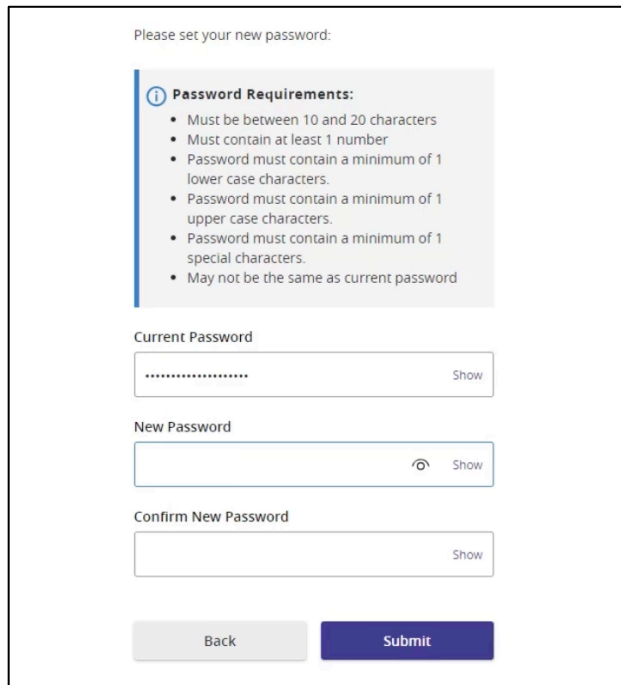
## Enrollment Process

1. Enter your Member number, Last Name, Date of Birth, the Last Four Digits of your Social Security Number, and Requested Login ID
2. Click **Continue**
  
3. Select the target to where you would like to have a secure access code delivered.

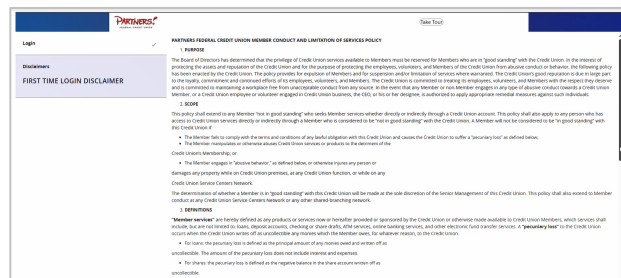
4. Enter the **Secure Access Code** in the box once it has been received.
5. Select **Submit**



6. Enter the **Current Password** received via email and the new password you would like to use
7. Reenter the new password in **Confirm New Password**
8. Select **Submit**



9. Review and accept the **First Time Login Disclaimer.**



10. Select the appropriate registration option:

If you are at a private computer, select **Register Device** for future access on your browser. If you are at a public computer, select **Do Not Register Device** and this computer will not be registered.

